



C2

C1

B2

B1

A2

A1



Pre
A1

Cambridge English Qualifications

A2 Flyers


Classroom activities

These activities are based on topics from the A2 Flyers Wordlist Picture Book and Classroom poster.





3. If I'm bored, I'll



4. If I'm tired, I'll




5. If I'm lucky, I'll



Let's talk!

Activity (c)

Talk with other people about the questions below.

1. You have won a prize!  What do you hope is inside the box?
2. Look at the Flyers party food table. Point at the food you would choose to eat.



3. Is your favourite food on the Flyers food table?
Explain what you would put on the table for your friends.
4. Talk about what the Flyers are doing at their party.
What do you like to do at a party?
5. Would you like to go to the Flyers party? Why? (or why not?)

A2 Flyers Worksheet No. 5 (Autumn/Winter)

Activity (a)

Look at the picture and read the story. Write some words to complete the sentences about the story. You can use one, two, three or four words. There is one example.



It was a cold winter day. Helen, Richard, David, Betty and William dressed up in their warm clothes and went outside to play in the snow. Betty and William were soon busy making a snowman. They used a carrot for his nose and they gave him a hat and a striped scarf. They decided to call their snowman Mr Nothing because they knew that when the weather got warmer their fine snowman would turn to nothing! Helen, Richard and David said they would also make a snowman. Richard and David began to make a big snowball for their snowman's body. Helen's snowball was going to be the snowman's head but before it was big enough, she thought it would be fun to throw the snowball at David. The snowball hit his hat. So David and Richard threw their snowball at Betty. Perhaps you can guess what happened next. Everyone started to throw snowballs at each other and Helen, Richard and David never did make their snowman. So they, also, had Mr Nothing!

Example

It was a cold winter day

Questions

1. Helen, Richard, David, Betty and William were wearing
2. Betty and William decided to make a
3. Richard and David started to make
4. Helen threw her snowball at David and it hit
5. Helen, Richard and David did not

Activity (b)

Emma and Harry are talking about a day when they both went to the chemist. What do they say? Write the correct words on the lines. Use the *Word bank* to help you. There is one example.



Example

Emma: It was autumn. The road was wet and I fell over.

Questions

Harry: Oh dear! What happened?

Emma: Well, I (1) _____ my leg.
It really hurt so I went to the (2) _____.

Harry: I remember because I went there too!

Emma: Why did you go?

Harry: I had a bad (3) _____ and I felt really ill.
I got some (4) _____.

Emma: I was lucky. I didn't need to go to the (5) _____
and my leg soon got better. How about you?

Harry: I soon felt better, too.

Word bank

felt over
stomach-ache
cut
doctor
medicine
chemist's

Activity (c)

Is it before or after? Write the correct word on each line. There are two examples.

Examples

Autumn comes before winter. Winter comes after autumn.

Questions



1. You should cook your food _____ you eat it.



2. I put on my warm clothes _____ I go outside on a cold day.



3. I take off my warm clothes _____ I've been outside on a cold day.



4. _____ it has snowed the countryside is white.



5. We will go home _____ our lesson.

A2 Flyers Worksheet No. 6 (Spring/Summer)

Activity (a)

Read the text. Choose the right words from the *Word bank* and write them on the lines.
There is one example.



Word bank

- | | | | |
|----|--------|--------|---------|
| | autumn | winter | hot |
| 1. | in | of | off |
| 2. | is | was | has |
| 3. | or | and | but |
| 4. | look | see | looking |
| 5. | saw | looked | look |

Spring follows ----- **winter** ----- and comes before summer.

In some parts (1) ----- the world spring (2) ----- very short
(3) ----- in other places spring lasts for many weeks. Spring is the time
to (4) ----- new things. If you (5) ----- about you will see
baby animals and birds and new plants everywhere.

Activity (b)

Read the email and write the missing words. Write one word on each line.
There is one example.

Hello,

Thank ----- **you** ----- for inviting (1) -----
and my friends to your fire (2) ----- . We really
enjoyed visiting. It was interesting to (3) -----
about your important work. We also enjoyed sitting inside
your fire (4) ----- . Perhaps (5) -----
day I will be a fire fighter! We hope to see you again soon.
From Harry.

