



C2

C1

B2

B1

A2

A1

Pre A1

Cambridge English Qualifications

Pre A1 Starters

Classroom activities

These activities are based on topics from the Pre A1 Starters Wordlist Picture Book and Classroom poster.



Questions

- 

1. Sam chooses _____
- 

2. Jill chooses an _____
- 

3. Nick chooses a _____
- 


4. Kim chooses a _____
- 

5. Ben chooses a _____

Activity (c)

This young learner has a nice smile on her face. Choose words from the *Word bank* and write them on the lines. There is one example.

1. _____
2. _____
3. _____
4. _____
5. _____



Word bank

ear
nose
eye
head
mouth
hair

Pre A1 Starters Worksheets 1–6: Answers

Worksheet No. 1

Page 1

Activity (a)

1. ✓
2. ✗
3. ✓
4. ✗
5. ✓

Page 2/3

Activity (b)

1. chips/fries
2. egg
3. ice cream
4. pear
5. tomato

Page 3

Activity (c)

1. and
2. but
3. or
4. but
5. and

Worksheet No. 2

Page 4

Activity (a)

1. yes
2. yes
3. no
4. no
5. yes

Page 4/5

Activity (b)

1. chocolate/*Either so do I or me too*
2. peas/*Either so do I or me too*
3. sweets or candy/*Either so do I or me too*
4. onion(s)/*Either so do I or me too*
5. beans/*Either so do I or me too*

Page 5

Activity (c)

1. in front of
2. in
3. next to
4. under
5. between

Worksheet No. 3


Page 6

Activity (a)

1. computer
2. desk
3. pencil
4. ruler
5. teacher

Page 7

Activity (b)



Page 7

Activity (c)

1. what
2. where
3. which
4. who
5. whose

Pre A1 Starters Worksheets 1–6: Answers

Worksheet No. 4

Page 8 Activity (a)

1. write
2. computers
3. bookcase
4. music
5. picture

Page 8/9 Activity (b)

All selections are correct. Check spelling of the chosen words and ask the child to read the story.

Page 9 Activity (c)

1. drawing
2. fishing
3. jumping
4. kicking
5. throwing

Ask the child to say each word.

Worksheet No. 5

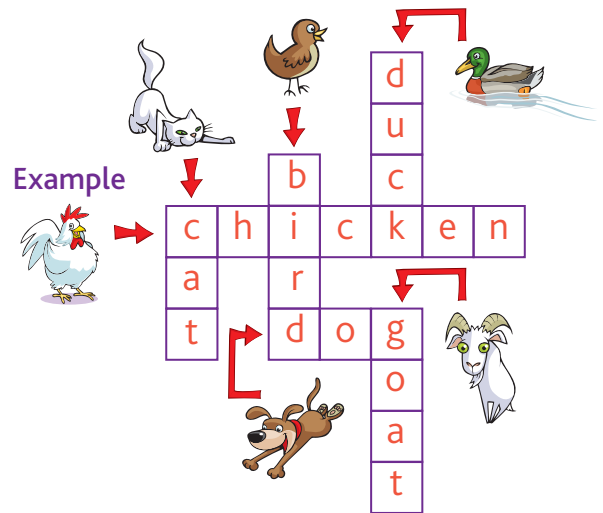
Page 10 Activity (a)

1. mice
2. crocodile
3. three/3
4. green
5. lizard

Page 10/11 Activity (b)

1. There is one giraffe.
2. There are two hippos.
3. There is one monkey.
4. There are three snakes.
5. There is one tiger.

Page 11 Activity (c)



Worksheet No. 6

Page 12 Activity (a)



Page 12/13 Activity (b)

1. Sam – blue trousers
2. Jill – orange dress
3. Nick – yellow hat
4. Kim – purple skirt
5. Ben – green jacket

Page 13 Activity (c)

1. head
2. hair
3. eye
4. nose
5. mouth